


# How to Play Ukulele: A Comprehensive Guide for Beginners and Beyond

The ukulele is a fun and versatile instrument that can be enjoyed by people of all ages. It's a great way to learn about music, express yourself creatively, and connect with others. This comprehensive guide will teach you everything you need to know to get started playing the ukulele, from basic chords to advanced techniques.



## HOW TO PLAY UKULELE: Step By Step Guide On How To Play Ukulele For Beginners by Alexis Landau

★★★★☆ 4.4 out of 5

Language : English  
File size : 323 KB  
Text-to-Speech : Enabled  
Screen Reader : Supported  
Enhanced typesetting : Enabled  
Word Wise : Enabled  
Print length : 13 pages  
Lending : Enabled



## Choosing the Right Ukulele

The first step to learning how to play the ukulele is to choose the right instrument. There are many different types of ukuleles available, so it's important to find one that's the right size and style for you. If you're a beginner, a soprano or concert ukulele is a good choice. These ukuleles are relatively small and easy to play, and they produce a bright, cheerful sound.

Once you've chosen a ukulele, you'll need to learn how to tune it. There are many different ways to tune a ukulele, but the most common tuning is GCEA. You can use a tuner to help you tune your ukulele, or you can follow these instructions:

1. Tune the top string (A) to the same pitch as the A string on a guitar.
2. Tune the second string (E) to the same pitch as the E string on a guitar.
3. Tune the third string (C) to the same pitch as the C string on a guitar.
4. Tune the fourth string (G) to the same pitch as the G string on a guitar.

## **Basic Chords**

Once you've tuned your ukulele, you can start learning how to play chords. Chords are combinations of notes that are played together to create a specific sound. There are many different chords that you can learn, but the following four chords are a good place to start:

- C chord: 032010
- G chord: 320003
- D chord: xx0232
- Am chord: x02210

To play a chord, simply place your fingers on the strings at the specified frets and strum the strings with your thumb or a pick.

## **Strumming Patterns**

Once you've learned a few chords, you can start strumming them to create songs. There are many different strumming patterns that you can use, but the following three patterns are a good place to start:

- Down-down-up-down-down-up
- Down-down-up-down-up-up
- Down-down-down-up-up-up

To strum a pattern, simply move your strumming hand up and down over the strings in the specified Free Download.

## **Songs for Beginners**

Now that you know some basic chords and strumming patterns, you can start playing songs! There are many great songs that are easy to play on the ukulele, such as:

- "Somewhere Over the Rainbow"
- "You Are My Sunshine"
- "Over the Rainbow"
- "Hallelujah"
- "Riptide"

You can find sheet music for these songs online or in a ukulele book. Once you've learned a few songs, you can start experimenting with different strumming patterns and chords to create your own music.

## **Advanced Techniques**

Once you've mastered the basics of playing the ukulele, you can start learning some more advanced techniques. These techniques will help you to expand your musical vocabulary and play more complex songs.

Some of the most common advanced ukulele techniques include:

- Barre chords
- Fingerpicking
- Slap bass
- Percussive techniques

Learning these techniques takes time and practice, but they can greatly expand your ability to play the ukulele.


## **Tips for Learning the Ukulele**

Learning to play the ukulele can be a fun and rewarding experience. Here are a few tips to help you get started:

- **Be patient.** It takes time to learn how to play the ukulele. Don't get discouraged if you don't sound like a pro overnight. Just keep practicing and you'll eventually reach your goals.
- **Find a good teacher.** A good teacher can help you to learn the proper techniques and avoid bad habits. If you can't afford private lessons, there are many online ukulele courses and resources available.
- **Practice regularly.** The more you practice, the better you'll become at playing the ukulele. Try to practice for at least 30 minutes each day.

- **Have fun!** Playing the ukulele should be enjoyable. If you're not having fun, you're less likely to stick with it. Find songs that you love to play and experiment with different strumming patterns and chords.


Learning to play the ukulele is a great way to expand your musical skills and express yourself creatively. With a little practice and dedication, you can master the ukulele and play your favorite songs in no time.



## HOW TO PLAY UKULELE: Step By Step Guide On How To Play Ukulele For Beginners by Alexis Landau


★★★★☆ 4.4 out of 5

Language : English  
 File size : 323 KB  
 Text-to-Speech : Enabled  
 Screen Reader : Supported  
 Enhanced typesetting : Enabled  
 Word Wise : Enabled  
 Print length : 13 pages  
 Lending : Enabled



## Ordinary Poetic Anthology of Culture, Immigration, Identity

Product Description This anthology is a celebration of the human experience in all its complexity. It brings together a diverse range of voices...



## Unveiling the Enchanting World of Ernesto Nazareth's Brazilian Tangos

A Musical Journey into the Heart of Brazil Step into the enchanting world of Ernesto Nazareth, a Brazilian composer whose captivating tangos...